

MAYTAG

TECHNICAL SPECIFICATIONS

Model O4 Series



High Boy Shown

M120 Product Line

**Oil Furnace — Compact Low Boy, Classic Low Boy,
High Boy and Downflow/Horizontal**

- **12 YEAR ALL PARTS WARRANTY**
- **This product offers a 10-Year Dependability Promise to replace the unit if the heat exchanger fails within the first 10 years of operation, to the original owner.**
- **Product registration required for 12-year All Parts Warranty and Dependability Promise within a limited period of time after the installation. See current warranty document for details. This can be viewed at www.maytagvac.com or ask your sales representative.**
- **Also when registered, this furnace upgrades to a limited lifetime heat exchanger warranty.**



The O4 Series Oil Furnace combines time proven design in the Classic Low Boy, High Boy, and downflow configurations. The downflow models can be configured for horizontal applications. The units are multi-fired for a wide range of outputs (.50 to 1.20 G.P.H. depending on model). Classic design, versatility and reliability are important attributes that oil heat professionals have come to rely upon.

Features and Benefits

- **Cabinet Construction** – 20 gauge steel cabinet ensures strength and quiet operation.
- **Finish** – Thermoset powder coat for greater durability.
- **Firing Rates** – Multi-firing rates for a wide range of applications.
- **Burner** – Equipped with industry leading Beckett burner which includes cleancut pump, PSC motor, and solid state controls. Factory pre-wired, pre-assembled and tested. Ready to connect to fuel supply line.
- **Barometric Draft Control** – Included with all models.
- **Heat Exchanger** – Proven heat exchanger design featuring 100% welded construction for maximum performance. Large, accessible heat exchanger clean-out ports.
- **Radiator** – “Wrap-around” type for maximum heat transfer.
- **Blower** – Permanently lubricated, direct drive blower.
- **Blower Motor** – Thermally protected four-speed motor is designed for heavy-duty continuous operation.
- **Blower Assembly** – Entire unit with motor can be easily removed for servicing.
- **Filters Included in all Models** – Filter and rack built in on O4LD models. Filter and rack packaged with O4HD and O4MD models.
- **Insulation** – Spun glass and aluminum foil for “hand cool” cabinet.
- **Access Door** – Easily removed for access to burner and controls. Completely enclosed controls and burner in most units.
- **Air Conditioning** – Pre-wired fan center relay is standard on all direct drive models except O4LD-231A.
- **Coil Transitions** – Adapts Furnace outlet to accept C6 Cased Coils.
 - B Cabinet: sku 559528
 - C Cabinet: sku 559529
 - D Cabinet: sku 559530

Note: All oil fired furnaces manufactured after May 1, 2005 **for sale in Canada** require additional safety devices that will shut down the Oil Burner if the Flue Vent becomes blocked. (See Replacement Parts List for Part Numbers).

Low Boy Front & Rear Flue Outlet

O4LD-091A-12-RA (Compact)

O4LD-140A-16-R

O4LD-140A-16-F

O4LD-168A-16-R

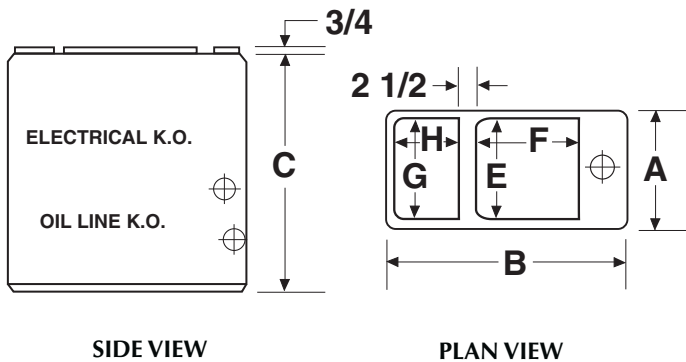
O4LD-168A-16-F

Caution - All oil furnaces require proper set-up and installation by a certified oil heat technician.

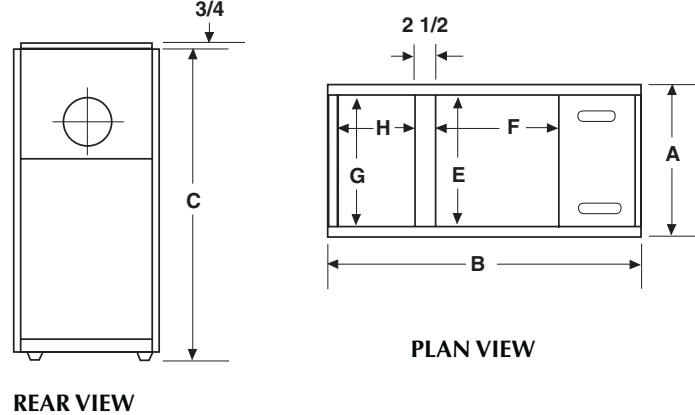
DIMENSIONS

Model Number O4LD-	Cabinet Size			Supply Plenum		Return Plenum		Diameter of Flue Pipe
	Width A	Depth B	Height C	Width E	Depth F	Width G	Depth H	
091A-12-RA	22	51 1/2	32-3/4	20 1/2	18 5/8	20 1/2	18 5/8	5
140A-16-(F,R)	22	51 1/2	41	20 1/2	18 5/8	20 1/2	18 5/8	6
168A-16-(F,R)	22	51 1/2	41	20 1/2	18 5/8	20 1/2	18 5/8	6
231A-20-R	26	49	56	24	22	24	22	7

Front Flue



Rear Flue



SPECIFICATIONS

Model Number O4LD-	Output BTUH	AFUE	Blower Performance CFM @ 0.5" w.c.	Flow Rate G.P.H.	Angle of Spray	Filter Size	Ship Wt.
091A-12-RA	60,000	85.0	702, 1063, 1383, 1462	0.50	80° A	20 x 20	240
	75,000(1)	83.0		0.65	80° A		
	82,000	83.0		0.75	80° A		
140A-16-(F,R)	79,000	82.7	665, 1065, 1445, 1585	0.65	80° A	20 x 25	290
	90,000	84.1		0.75	80° A		
	101,000	83.1		0.85	80° A		
	117,000(1)	83.0		1.00	80° A		
168A-16-(F,R)	130,000	80.0	665, 1065, 1445, 1585	1.10	70° A	20 x 25	290
	143,000(1)	83.5		1.20	60° A		
231A-20-R	188,000(1)	78.0	2034-2164 (With Furnished Belt Drive Pulleys)	1.65	70° B	20 x 25	540
	224,000	78.0		2.00	70° B		

(1) Factory setting

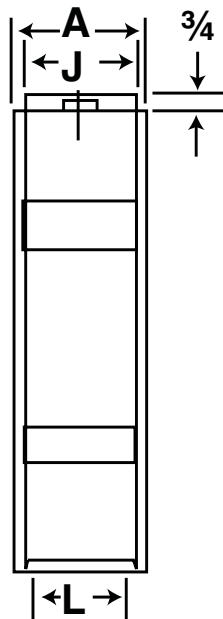
High Boy

O4HD-091A-12-FB
O4HD-140A-14-FB

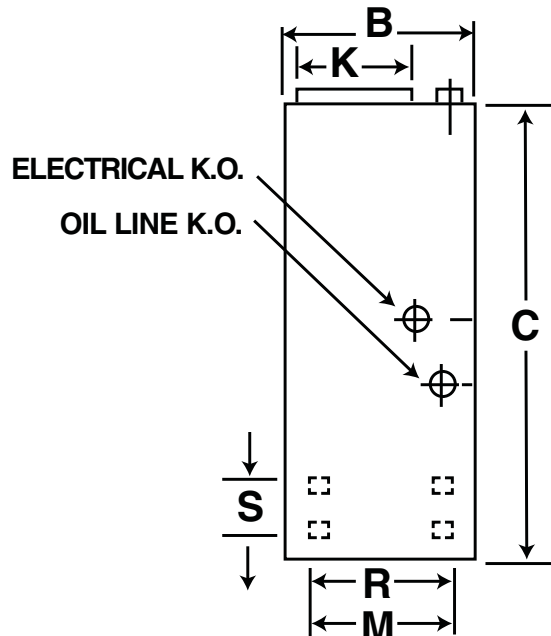
Caution - All oil furnaces require proper set-up and installation by a certified oil heat technician.

DIMENSIONS

Model Number O4HD-	Cabinet Size			Supply Plenum		Bottom Return		Side Return Air K.O.		Diameter of Flue Pipe
	Width A	Depth B	Height C	Width J	Depth K	Width L	Depth M	Width R	Depth S	
091A-12-FB	22	31	49 5/8	20 1/2	20	14	22	22	14	5
140A-14-FB	22	31	58	20 1/2	20	14	22	22	14	6



FRONT VIEW



SIDE VIEW

SPECIFICATIONS

Model Number O4HD-	Output BTUH	AFUE	Blower Performance CFM @ 0.5" w.c.	Flow Rate G.P.H.	Angle of Spray	Filter Size	Ship Wt.
091A-12-FB	59,000	84.0	672, 1037, 1369, 1476	0.50	80° A	16 x 25	250
	75,000(1)	83.0		0.65	80° A		
	86,100	82.0		0.75	80° A		
140A-14-FB	87,000	83.5	696, 1084, 1366, 1440	0.75	60° W	16 x 25	270
	99,000	83.5		0.85	60° W		
	116,000(1)	83.0		1.00	60° W		

(1) Factory setting

Downflow/Horizontal

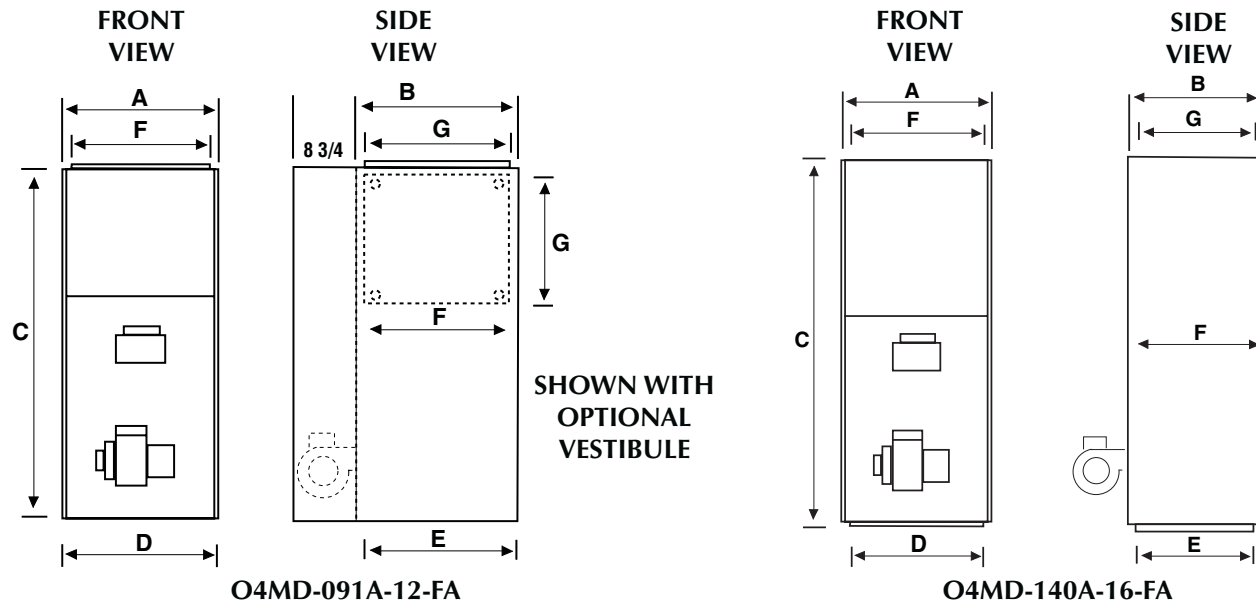
O4MD-091A-12-FA

O4MD-140A-16-FA

Caution - All oil furnaces require proper set-up and installation by a certified oil heat technician.

DIMENSIONS

Model Number O4MD-	Cabinet Size			Supply Plenum		Return Plenum		Diameter of Flue Pipe
	Width	Depth	Height	Width	Depth	Width	Depth	
	A	B	C	D	E	F	G	
091A-12-FA	22	22-1/8 (3)	55 1/4	19	19	18	18	5
140A-16-FA	22-1/4	22-1/4	62	20 1/2	20 1/2	18	18	6



SPECIFICATIONS

Model Number O4MD-	Output BTUH	AFUE	Blower Performance CFM @ 0.5" w.c.	Flow Rate G.P.H.	Nozzle Type	Filter Size	Ship Wt.
091A-12-FA Optional Vestibule Kit Available	58,000	83.0	763, 1063, 1220, 1291	0.50	80° A	20 x 20	263
	75,000(1)	82.4		0.65	80° A		
	85,600	81.5		0.75	80° A		
140A-16-FA No Vestibule Kit Available	85,500	81.5	1365, 1466, 1544, 1659	0.75	80° A	20 x 20	320
	96,000	80.7		0.85	80° A		
	112,000(1)	80.1		1.00	60° A		
	123,000(2)	80.0		1.10	70° A		

- (1) Factory setting
- (2) Conversion kit for 123,000 Btuh output use #546012
- (3) Front Vestibule add 8 3/4"

ACCESSORIES:

- O4MD-091 non-combustible floor base Part # 546011
- O4MD-140 non-combustible floor base Part # 546010
- O4MD-091 Front Vestibule Kit Part # 546014 A
(for sku 544106A)



MAYTAG

Before purchasing this appliance, read important energy cost and efficiency information available from your retailer. Specifications and illustrations subject to change without notice and without incurring obligations.

Manufactured under license by Nortek Global HVAC LLC, O'Fallon, MO. ©Registered Trademark/™ Trademark of Maytag Corporation or its related companies. ©Nortek Global HVAC LLC 2015. All rights reserved.

295B-0409 (Replaces 295B-0207)

Printed in U.S.A. (04/09)